

Terrace 2.5 Mm

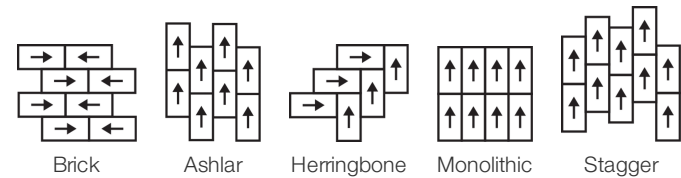
Colección	Terasu	
Número De Estilo	4108V	
Construcción	Heavy Commercial Luxury Vinyl Tile	
clase	Class III, Type B	
Terminación	ExoGuard+®	
	U.s.	Metric
Dimensiones Nominales	12 in w x 24 in l	30 cm w x 60 cm l
Dimensiones Reales	11.81 in w x 23.62 in l	30.00 cm w x 59.99 cm l
Desgaste De La Capa De Uso	20 mil (0.02 in)	0.51 mm
Espesor Total Del Producto	0.098 in	2.5 mm
Perfil De Borde	Borde Cuadrado	
Instalación	Direct Glue	
Adhesivo Recomendado	4200 Resilient Tile 4 Gallon or 2200 Resilient Tile 4 Gallon	

Embalaje

Piezas Por Caja	22 pcs	
Área Por Caja	42.63 sq ft	3.96 sq m
Peso Por Caja	39.3 lbs	17.83 kg



Método De Instalación Recomendado



Productos Que Combinan

LVT: Terrace 5.0 Mm
Sheet: Tatami Sheet, Reed Sheet, Roji Sheet
Carpet Tile: Botan Tile, Hana Tile, Kusa Tile
Broadloom: Botan, Hana, Kusa

Desempeño + Pruebas

Margen Adicional Residual (Astm F1914)	Passes
Resistencia Al Calor (Astm F1514)	Passes
Resistencia A La Luz (Astm F1515)	Passes
Resistencia A Productos Químicos (Astm F925)	Passes

Test Reports may be included or listed by the manufacturing/inventory style number as opposed to the noted selling style number.

Garantías

[15 Años Limitado A Uso Comercial](#)
[Commercial 15 Year Underbed Bond Warranty](#)

Diversity, Equity & Inclusion

We believe all humans are equal. Individually and collectively, we need to proactively create and promote opportunities that give everybody an equal footing in life. We nurture an environment where every voice and perspective can be heard, and proactively promote accessibility and inclusivity inside our network and beyond. One proof point is our ability to meet the criteria of the Social Fairness pillar of the Cradle to Cradle Product Standard. At Shaw Industries, we promote supplier participation that is reflective of Shaw's diverse customer base and local community. More than 42% of our spend***** is with small and diverse businesses. We believe having a strong Supplier Diversity Program is strategic for bringing more innovation to our businesses and openingnew markets for growth.

Atributos + Certificaciones

Health & Wellbeing

Material Ingredient Transparency

Health Product Declaration (HPD) | Divulgado 100 ppm

Climate Impact

Environmental Product Declaration (EPD)

Certificado Tercerizado De Acuerdo Con La Norma ISO 14025, EN 15804, & ISO 21930:2017

Embodied Carbon (Cradle to Gate)

6.05 Kg Co₂/M²

Total Recycled Content

0% (Pre-Consumer 0% | Post-Consumer 0%)

Global Product Assessment

FloorScore® | Certificado
CE Marking (EN 14041) | Certificado Tercerizado
Country of Origin | Imported

Contribución Para Créditos Leed

Crédito MR: Divulgación y optimización de productos de construcción
Ingredientes de materiales - Opción 1: Informe de ingredientes de los materiales

Crédito MR: Divulgación y optimización de productos de construcción
Declaraciones ambientales de productos - Opción 1: Declaración ambiental de productos (EPD)

Crédito EQ: Materiales de baja emisión
Opción 1: Cálculos de categoría de producto

Health Product Declaration (HPD) | 100 Ppm Disclosure

3rd Party Certified in Accordance with ISO 14025, EN 15804, & ISO 21930:2017

FloorScore Certified

[Installation Guidelines](#)

Maintenance Guidelines


Please visit www.shawcontract.com for the most current warranty information. Specifications are subject to nominal manufacturing variance. Material supply and/or manufacturing processes may necessitate changes without notice.

This product is an exclusive design and may not be duplicated in any manner. Use of this design in the creation of another product design is also strictly prohibited.


*****Allowable spend is domestic (US) spend in categories in which we have diverse suppliers from which to choose. Compared to non-allowable spend which includes categories in which we do not have domestic, small or diverse suppliers available to meet our needs.

Visit shawcontract.com/testing for more information.


Available Colorways




Lotus 08111
V2 - Slight Variation




Path 08120
V2 - Slight Variation



Dusk 08504
V2 - Slight Variation



Mist 08510
V2 - Slight Variation




Heron 08525
V2 - Slight Variation




Pumice 08540
V2 - Slight Variation




Midnight 08585
V2 - Slight Variation




Bonsai 08705
V2 - Slight Variation




Hashi 08740
V2 - Slight Variation



Cedar 08755
V2 - Slight Variation



Brushwood 08765
V2 - Slight Variation




Alcove 08770
V2 - Slight Variation

Color and Visual Variation Index


Shade and texture variation is inherent in all resilient products and can vary significantly from piece to piece. Samples should be used to assess color.

V1




Uniform Appearance

V2



Slight Variation

V3



Moderate Variation

V4



Substantial Variation

